

Golden Star Surgical Industries.

US 52 Uttam Singh Nagar Basti Sheikh
Jalandhar Punjab India 144002

Manufacturer & Exporters:

1. Veterinary Instruments
2. Surgical Instruments
3. Hospital Furniture
4. Adult Scale
5. Baby Scale

www.goldenstarsurgical.com



...PASSION FOR TECHNOLOGY...

Our
CLIENT'S

PUTEX^(R)

GOLDEN STAR SURGICAL INDUSTRIES

www.goldenstarsurgical.com



M MATSYA
HOSPITAL

ALCHEMIST
HOSPITAL



INSCOL
HOSPITAL



Ivy
Hospitals
Super Speciality Healthcare

SGHS
HOSPITALS



NATIONAL DENTAL COLLEGE & HOSPITAL
GULABGARH, DERA BASSI, DISTRICT MOHALI (PB)



R.G.S Healthcare Pvt. Ltd.

Grecian Super-Speciality Hospital

Kaushal & Medical
Gynaecology
Centre

and many more.....



PUTEx^(R)

GOLDEN STAR SURGICAL INDUSTRIES
www.goldenstarsurgical.com



Multi-Facet Series

- 101. CL-C-700/700 (Camera)
- 102. CL-C-700/700
- 103. CL-C-700
- 104. CL-C-700/500
- 105. CL-C-500/500
- 106. CL-C-500
- 107. CL-C-500/500 (WP)
- 108. CL-C-500 (WP)
- 109. CL-M-500

Multi Reflector Series

- 110. CL-C-74D
- 111. CL-C-74A
- 112. CL-C-7D
- 113. CL-C-7A
- 114. CL-C-4D
- 115. CL-C-4A
- 116. CL-M-4D
- 117. CL-M-4A



S
U
R
G
I
C
A
L

L
I
G
H
T

S
E
R
I
E
S

Halogen Classic Series

- 118. CL-C-20/20 (FD)
- 119. CL-C-20 (FD)
- 120. CL-M-20 (FD)

Halogen Simple Series

- 121. CL-C-19/19 A
- 122. CL-C-19 A
- 123. CL-M-19 A

LED Series

- 124. CL-C-LED-4+4
- 125. CL-C-LED-4+3
- 126. CL-W-LED-4
- 127. CL-M-LED-4



surgical lights with advanced technology

PUTEX^(R)

GOLDEN STAR SURGICAL INDUSTRIES

www.goldenstarsurgical.com

101. CL-C-700/700 (CAMERA)



Operation Theatre Light Ceiling Double Dome with Camera

Features

**Shadow less light**

Multiple facet with more than 1000 facets, designed by CAD/CAM technique, reflects the light from different angles, which creates excellent shadow less effect and focusing depth.

**Emergency Backup**

While failure of main bulb occurs, spare bulb will light automatically with 0.3 seconds, so the illuminating intensity and light center will not be influenced at all. There is also a soft start system set for the circuit, which may prolong the service life of the bulb at maximum, and further satisfy the need of lighting for a long time operation.

**Control Panel**

Switch of power supply, adjustment of brightness and assistant lamp test may be conducted with the board, which has functions of 10-band brightness selection and brightness memory, and also, there is a progress bar of LED of brightness indication which may indicate the brightness for operation visibly.

**Easy to replace bulb**

Require no tools to change the bulb. No need of any service engineer.

**Focusable Handle**

The handle for lamp holder may be pulled up and down, and used for turning lamp holder and adjusting focal length. After Operation, it may be removed easily and soaked in solution or disinfectant under high pressure and high temperature.

**Imported infrared Glass Filter**

With special infrared filter technology, 99% of radiant heat can be filtered and the increase of temperature at wound area is minimized.

Model	CL-C-700/700 (CAMERA)
Intensity (in lux)	1,30,000 /dome
Color Temp.	4300 k
Halogen Bulb	24V - 150W
Light field Dia.	120 mm or more
Depth of Illumination	600-700 mm
Dome Diameter	700 mm
Intensity Adjustment	Digital
Input Voltage	AC 220-230V/50-60HZ



surgical lights with advanced technology



102. CL-C-700/700

PUTEX^(R)

GOLDEN STAR SURGICAL INDUSTRIES

www.goldenstarsurgical.com



Operation Theatre Light Ceiling Double Dome

Features



Shadow less light

Multiple facet with more than 1000 facets, designed by CAD/CAM technique, reflects the light from different angles, which creates excellent shadow less effect and focusing depth.



Emergency Backup

While failure of main bulb occurs, spare bulb will light automatically with 0.3 seconds, so the illuminating intensity and light center will not be influenced at all. There is also a soft start system set for the circuit, which may prolong the service life of the bulb at maximum, and further satisfy the need of lighting for a long time operation.



Control Panel

Switch of power supply, adjustment of brightness and assistant lamp test may be conducted with the board, which has functions of 10-band brightness selection and brightness memory, and also, there is a progress bar of LED of brightness indication which may indicate the brightness for operation visibly.



Easy to replace bulb

Require no tools to change the bulb. No need of any service engineer.



Focusable Handle

The handle for lamp holder may be pulled up and down, and used for turning lamp holder and adjusting focal length. After Operation, it may be removed easily and soaked in solution or disinfectant under high pressure and high temperature.



Imported infrared Glass Filter

With special infrared filter technology, 99% of radiant heat can be filtered and the increase of temperature at wound area is minimized.

Model	CL-C-700/700 (CAMERA)
Intensity (in lux)	1,30,000 /dome
Color Temp.	4300 k
Halogen Bulb	24V - 150W
Light field Dia.	120 mm or more
Depth of Illumination	600-700 mm
Dome Diameter	700 mm
Intensity Adjustment	Digital
Input Voltage	AC 220-230V/50-60HZ



Model	CL-C-700
Intensity (in lux)	1,30,000 /dome
Color Temp.	4300 k
Halogen Bulb	24V - 150W*
Light field Dia.	120 mm or more
Depth of Illumination	600-700 mm
Dome Diameter	700 mm
Intensity Adjustment	Digital
Input Voltage	AC 220-230V/50-60HZ



103. CL-C-700

104. CL-C-700/500



Model	CL-C-700/500
Intensity (in lux)	1,30,000+1,00,000
Color Temp.	4300 k
Halogen Bulb	24V - 150W
Light field Dia.	120 mm or more
Depth of Illumination	600-700 mm
Dome Diameter	700 + 500 mm
Intensity Adjustment	Digital
Input Voltage	AC 220-230V/50-60HZ

105. CL-C-500/500

Model	CL-C-500/500
Intensity (in lux)	1,00,000 /dome
Color Temp.	4300 k
Halogen Bulb	24V - 150W
Light field Dia.	120 mm or more
Depth of Illumination	600-700 mm
Dome Diameter	500 mm
Intensity Adjustment	Digital
Input Voltage	AC 220-230V/50-60HZ



PUTEX^(R)

GOLDEN STAR SURGICAL INDUSTRIES
www.goldenstarsurgical.com



surgical lights with advanced technology



106. CL-C-500



Model	CL-C-500
Intensity (in lux)	1,00,000 /dome
Color Temp.	4300 k
Halogen Bulb	24V - 150W
Light field Dia.	120 mm or more
Depth of Illumination	600-700 mm
Dome Diameter	500 mm
Intensity Adjustment	Digital
Input Voltage	AC 220-230V/50-60HZ

Model	CL-C-500/500 (WP)
Intensity (in lux)	1,00,000 /dome
Color Temp.	4300 k
Halogen Bulb	24V - 150W
Light field Dia.	120 mm or more
Depth of Illumination	600-700 mm
Dome Diameter	500 mm
Intensity Adjustment	Manual
Input Voltage	AC 220-230V/50-60HZ

107. CL-C-500/500 (WP)

PUTEX^(R)

GOLDEN STAR SURGICAL INDUSTRIES

www.goldenstarsurgical.com

108. CL-C-500 (WP)



Model	CL-C-500 (WP)
Intensity (in lux)	1,00,000 /dome
Color Temp.	4300 k
Halogen Bulb	24V - 150W
Light field Dia.	120 mm or more
Depth of Illumination	600-700 mm
Dome Diameter	500 mm
Intensity Adjustment	Manual
Input Voltage	AC 220-230V/50-60HZ

Model	CL-M-500
Intensity (in lux)	1,00,000
Color Temp.	4300 k
Halogen Bulb	24V - 150W*
Light field Dia.	120 mm or more
Depth of Illumination	600-700 mm
Dome Diameter	500 mm
Intensity Adjustment	Digital
Input Voltage	AC 220-230V/50-60HZ

PUTEX^(R)

GOLDEN STAR SURGICAL INDUSTRIES

www.goldenstarsurgical.com

109. CL-M-500



110. CL-C-74D



Model	CL-C-74D
Intensity (in lux)	1,30,000+90,000
Color Temp.	4300 k
Halogen Bulb	7X24V - 50W* 4X24V - 50W*
Light field Dia.	120 mm or more
Dome Diameter	710 + 520 mm
Input Voltage	AC 220-230V/50-60HZ
Reflector type	Dichoric

111. CL-C-74A

Model	CL-C-74A
Intensity (in lux)	75,000+50,000
Color Temp.	4300 k
Halogen Bulb	7X24V - 50W* 4X24V - 50W*
Light field Dia.	120 mm or more
Dome Diameter	710 + 520 mm
Input Voltage	AC 220-230V/50-60HZ
Reflector type	Aluminium



Multi Reflector Series



surgical lights with advanced technology



112. CL-C-7D



Model	CL-C-7D
Intensity (in lux)	1,30,000
Color Temp.	4300 k
Halogen Bulb	7X24V - 50W*
Light field Dia.	120 mm or more
Dome Diameter	710 mm
Input Voltage	AC 220-230V/50-60HZ
Reflector type	Dichoric

113. CL-C-7A



Model	CL-C-7A
Intensity (in lux)	75,000
Color Temp.	4300 k
Halogen Bulb	7X24V - 50W*
Light field Dia.	120 mm or more
Dome Diameter	710 mm
Input Voltage	AC 220-230V/50-60HZ
Reflector type	Aluminium

114. CL-C-4D



Model	CL-C-4D
Intensity (in lux)	90,000
Color Temp.	4300 k
Halogen Bulb	4X24V - 50W*
Light field Dia.	120 mm or more
Dome Diameter	520 mm
Input Voltage	AC 220-230V/50-60HZ
Reflector type	Dichoric

PUTEX^(R)

GOLDEN STAR SURGICAL INDUSTRIES

www.goldenstarsurgical.com

surgical lights with advanced technology



Model	CL-C-4A
Intensity (in lux)	50,000
Color Temp.	4300 k
Halogen Bulb	4X24V - 50W*
Light field Dia.	120 mm or more
Dome Diameter	520 mm
Input Voltage	AC 220-230V/50-60HZ
Reflector type	Aluminium



115. CL-C-4A

116. CL-M-4D



PUTEX^(R)

GOLDEN STAR SURGICAL INDUSTRIES
www.goldenstarsurgical.com

Model	CL-M-4D
Intensity (in lux)	90,000
Color Temp.	4300 k
Halogen Bulb	4X24V - 50W*
Light field Dia.	120 mm or more
Dome Diameter	520 mm
Input Voltage	AC 220-230V/50-60HZ
Reflector type	Dichoric

117. CL-M-4A

Model	CL-M-4A
Intensity (in lux)	90,000
Color Temp.	4300 k
Halogen Bulb	4X24V - 50W*
Light field Dia.	120 mm or more
Dome Diameter	520 mm
Input Voltage	AC 220-230V/50-60HZ
Reflector type	Aluminium



Multi Reflector Series

surgical lights with advanced technology

118. CL-C-20/20 (FD)



Model	CL-C-20/20 (FD)
Intensity (in lux)	90,000/dome
Color Temp.	4300 k
Halogen Bulb	24V - 150W*
Light field Dia.	120 mm or more
Dome Diameter	20" + 20"
Input Voltage	AC 220-230V/50-60HZ



119. CL-C-20 (FD)

Model	CL-C-20 (FD)
Intensity (in lux)	90,000
Color Temp.	4300 k
Halogen Bulb	24V - 150W*
Light field Dia.	120 mm or more
Dome Diameter	20"
Input Voltage	AC 220-230V/50-60HZ



PUTEX^(R)

GOLDEN STAR SURGICAL INDUSTRIES
www.goldenstarsurgical.com



120. CL-M-20 (FD)



Model	CL-M-20 (FD)
Intensity (in lux)	90,000
Color Temp.	4300 k
Halogen Bulb	24V - 150W*
Light field Dia.	120 mm or more
Dome Diameter	20"
Input Voltage	AC 220-230V/50-60HZ



surgical lights with advanced technology



121.CL-C-19/19A

Model	CL-C-19/19A
Intensity (in lux)	50,000/dome
Color Temp.	4300 k
Halogen Bulb	24V - 150W*
Light field Dia.	120 mm or more
Dome Diameter	19" + 19"
Input Voltage	AC 220-230V/50-60HZ
Reflector type	Aluminium



PUTEX^(R)

GOLDEN STAR SURGICAL INDUSTRIES
www.goldenstarsurgical.com

122.CL-C-19A



Model	CL-C-19A
Intensity (in lux)	50,000
Color Temp.	4300 k
Halogen Bulb	24V - 150W*
Light field Dia.	120 mm or more
Dome Diameter	19"
Input Voltage	AC 220-230V/50-60HZ
Reflector type	Aluminium

123.CL-M-19A

Model	CL-M-19A
Intensity (in lux)	50,000
Color Temp.	4300 k
Halogen Bulb	24V - 150W*
Light field Dia.	120 mm or more
Dome Diameter	19"
Input Voltage	AC 220-230V/50-60HZ
Reflector type	Aluminium



surgical lights with advanced technology

Halogen Simple Series

124. CL-C-LED-4+4

PUTEX^(R)

GOLDEN STAR SURGICAL INDUSTRIES
www.goldenstarsurgical.com

Model	CL-C-LED-4+4
Intensity (in lux)	1,20,000 + 1,20,000
Color Temp.	4000-5000 k
Color Reduction Index	90
Light field Dia.	120 mm or more
LED life	>45000 Hrs
Number of LED	19 x 4 + 19 x 4
Dome Diameter	500 mm x 2
Brightness Control	Digital 9 steps
Input Voltage	AC 220-230V/50-60HZ
Focusing	Adjustable



125. CL-C-LED-4+3



Model	CL-C-LED-4+3
Intensity (in lux)	1,20,000 + 80,000
Color Temp.	4000-5000 k
Color Reduction Index	90
Light field Dia.	120 mm or more
LED life	>45000 Hrs
Number of LED	19 x 4 + 19 x 3
Dome Diameter	500 mm x 2
Brightness Control	Digital 9 steps
Input Voltage	AC 220-230V/50-60HZ
Focusing	Adjustable



126. CL-W-LED-4

Model	CL-W-LED-4
Intensity (in lux)	1,20,000
Color Temp.	4000-5000 k
Color Reduction Index	90
Light field Dia.	120 mm or more
LED life	>45000 Hrs
Number of LED	19 x 4
Dome Diameter	500 mm
Brightness Control	Digital 9 steps
Input Voltage	AC 220-230V/50-60HZ
Focusing	Adjustable



PUTEX^(R)

GOLDEN STAR SURGICAL INDUSTRIES

www.goldenstarsurgical.com



LED Series

127. CL-M-LED-4



Model	CL-M-LED-4
Intensity (in lux)	1,20,000
Color Temp.	4000-5000 k
Color Reduction Index	90
Light field Dia.	120 mm or more
LED life	>45000 Hrs
Number of LED	19 x 4
Dome Diameter	500 mm
Brightness Control	Digital 9 steps
Input Voltage	AC 220-230V/50-60HZ
Focusing	Adjustable



surgical lights with advanced technology



PUTEX^(R)

GOLDEN STAR SURGICAL INDUSTRIES

www.goldenstarsurgical.com

Surgical Table Series

- 201. TM-1301
- 202. TM-1302
- 203. TM-1303
- 204. TM-1304
- 205. TM-1305

Gynaecology Table Series

- 206. TM-GYNAE-E
- 207. TM-GYNAE-H
- 208. TM-OCG.SS
- 209. TM-OCG
- 210. TM-LTR

Examination Table Series

- 211. TM-EC-P
- 212. TM-EC-D
- 213. TM-EC-R
- 214. TM-ECU-P
- 215. TM-ECU-R

superior and advanced technology



PUTEX[®]

GOLDEN STAR SURGICAL INDUSTRIES

www.goldenstarsurgical.com

201. TM-1301



C-Arm Compatible Operation Table (Electric)



Table up



Table Down

"One Key Reset" makes post surgery recovery easier and more convenient



Trendelenburg



Reverse Trendelenburg



Flex Position



Re-Flex Position



Lateral Tilt Left



Lateral Tilt Right



Back Plate Up

Technical Specification

Table length	2020 mm
Table width (without side rails)	520 mm
Table Height (without pads)	700 -1100 mm
Trendelburg / Reverse	30° / 30°
Lateral Tilt (Left / Right)	20° / 20°
Back Plate (Up / Down)	80° / 45°
Head Plate (Up / Down)	30° / 45°
Leg Plates Down	90°
Leg Plate Split	180°
Flex / Re-Flex	240° / 120°
Kidney Bridge Elevator Up	128 mm
Power Unit	AC 220-230V 50/60Hz
Cell Output	DC 24V 12AH
Weight Capacity	297 Kg

Auto-lock system equipped in TM-1301 improves clinical safety.

Once the table position is adjusted by operator the table base will be locked automatically. This function prevents possible surgical accidents resulting from forgetting locking. If no any operation within 1 minute, the controller will power off automatically to avoid mis-operation.



Table locked

Table released



superior and advanced technology

202. TM-1302

PUTEX^(R)

GOLDEN STAR SURGICAL INDUSTRIES

www.goldenstarsurgical.com



C-Arm Compatible Operation Table (HYDRAULIC)

Technical Specification

Table Length	1960 mm
Table Width	530 mm
Table Height	760-1000 mm
T'Burg/Rev T'Burg	25°/20°
Lateral Tilt L/R	20°/20°
Back Up/Down	90°/40°
Head Up/Down	60°/90° (Manual)
Leg Down	90° (Manual)
Kidney Elevation	0-120 mm



Standard Accessories :

Rubber Mattress Set
Anaesthetist Screen
Padded Shoulder and Lateral Support
Padded Lithotomy Crutches
Arm Rest

Optional Accessories :

Universal Orthopadic Attachment
Neurosurgery Attachment
Arm Surgery Attachment
S.S. Urology Tray





C-Arm Compatible Operation Table (Electric Hi-Low)

Technical Specification

Table Length	1960 mm
Table Width	530 mm
Table Height	760-1000 mm
T'Burg/Rev T'Burg	25°/20°
Lateral Tilt L/R	20°/20°
Back Up/Down	90°/40°
Head Up/Down	60°/90° (Manual)
Leg Down	90° (Manual)
Kidney Elevation	0-120 mm

Standard Accessories :

Rubber Mattress Set
Anaesthetist Screen
Padded Shoulder and Lateral Support
Padded Lithotomy Crutches
Arm Rest

Optional Accessories :

Universal Orthopaedic Attachment
Neurosurgery Attachment
Arm Surgery Attachment
S.S. Urology Tray

Position attainable High Quality Imported Actuators with Remote:

* Hi and Low Position

Positions attainable manually:

- * Back Section Raising & Lowering
- * Trendlenberg and Reverse Trendlenburg
- * Head Section Raising & Lowering
- * Leg Section Raising & Lowering



204. TM-1304



**Operation Theatre Table
Side End Control
(HYDRAULIC)**

Technical Specification

Table Length	1960 mm
Table Width	530 mm
Table Height	760-1000 mm
T'Burg/Rev T'Burg	25°/20°
Lateral Tilt L/R	20°/20°
Back Up/Down	90°/40°
Head Up/Down	60°/90° (Manual)
Leg Down	90° (Manual)
Kidney Elevation	0-120 mm

Standard Accessories:

Rubber Mattress Set | Anaesthetist Screen
Padded Shoulder and Lateral Support
Padded Lithotomy Crutches | Arm Rest



205. TM-1305



Technical Specification

Table Length	1960 mm
Table Width	530 mm
Table Height	760-1000 mm
T'Burg/Rev T'Burg	25°/20°
Lateral Tilt L/R	20°/20°
Back Up/Down	90°/40°
Head Up/Down	60°/90° (Manual)
Leg Down	90° (Manual)
Kidney Elevation	0-120 mm

PUTEX^(R)

GOLDEN STAR SURGICAL INDUSTRIES
www.goldenstarsurgical.com

Standard Accessories:

Rubber Mattress Set | Anaesthetist Screen
Padded Shoulder and Lateral Support
Padded Lithotomy Crutches | Arm Rest

Position attainable High Quality Imported Actuators with Remote:

* Hi and Low Position



PUTEX^(R)GOLDEN STAR SURGICAL INDUSTRIES
www.goldenstarsurgical.com

Gynaecology Treatment & Examination Table Electric

Technical Specification

Table Length	1900 mm
Table Width	580 mm
Back Plate Length	890 mm
Back Plate Width	560 mm
Seat Plate Length	470 mm
Seat Plate Width	560 mm
Leg Plate Length	510 mm
Leg Plate Width	550 mm
Table Height	560-960 mm
Rev T'Burg	30°/30°
Back Up/Down	0°/75°
Seat Up/Down	0°/22°
Load Capacity	130 kg

Standard Accessories :

Rubber Mattress Set
Padded Lithotomy Crutches
Stainless Steel Sink (Removeable)



superior and advanced technology

207. TM-1307

PUTEX^(R)

GOLDEN STAR SURGICAL INDUSTRIES

www.goldenstarsurgical.com

Gynaecology Treatment & Examination Table Hydraulic

Specification:

- 1 Tubular steel leg frame with heavy base (3 section).
- 2 Scratch & chip resistant epoxy powder coating.
- 3 Gas spring backrest and cut-away/lowered-down footrest.
- 4 Height adjustable by hydraulic system foot pedal at both sides of bed.
- 5 Upholstery with Mediflex cover with PU foam of 75mm thick.
- 6 Inclusive of a pair of adjustable legrest , a stainless steel tray, and Paper roll holder at head end.
- 7 Mobile on 4 x 125mm swivel castors with 2 brakes.

Technical Specification

Table Length	1880 mm
Table Width	610 mm
Table Height	610-960 mm



208. TM-OCG.SS



209. TM-OCG



Obstetric Cum Gynae Table (Stainless Steel)

Size: Overall 187 L x 680 W x 80 H cm. Table top in three section made of stainless steel. Strong steel frame work. Backrest adjustable on ratchet. The whole top can be tilted to trendelenberg position with the help of gas spring. Conversion is easily and simply performed by sliding the leg section. Table consisting of middle section "U" cut. The table is complete with the following accessories: chrome plated lithotomy rod, hand grip, saline rod, ms side & head railing, stainless steel bow.

PUTEX^(R)

GOLDEN STAR SURGICAL INDUSTRIES

www.goldenstarsurgical.com



210. TM-LTR

Technical Specification

Size 1830 L x 680 W x 750 H mm.
Constructed from ms tubing.
Trendlenburg position attainable mechanically.
Top is upholstered and covered with Cushioned.
Backrest adjustable on Ratchet.
Two adjustable leg rests.
Finish in epoxy powder coated.



superior and advanced technology

211. TM-EC-P

Examination Couch (Range-Premium)



Description

Upholstered Top in Two Pieces
 Headrest Adjustable on Gas Spring
 Upper Section Of Box with Three Drawers.
 Lower Section Comprises Of Three
 Cabinets with Separate Doors
 Pretreated and Powder Coated



212. TM-EC-D

Examination Couch (Range-Delux)



Description

Drawer & Cupboard on Both side of table
 Pretreated and Powder Coated
 Size 72" X 22" X 32" H

PUTEX^(R)

GOLDEN STAR SURGICAL INDUSTRIES

www.goldenstarsurgical.com



213. TM-EC-R

Examination Couch (Range-Regular)



Description

With M.S Sheet Top
 Leather Foam Mattress
 Size 72" X 22" X 32" H



Examination Couch with U-Cut (Range-Premium)



PUTEX^(R)

GOLDEN STAR SURGICAL INDUSTRIES
www.goldenstarsurgical.com

Description :

Size: 1890 mm x 560 mm x 840 mm,
72 x 22 x 33 (L x W x H)
Single Section ipholstered top, with "U" Cut.
Pair of synthetic rubber padded S.S lithotomy
rods with rexine ankle straps.
M.S Power coated drawers and cabinet doors.
Upper Section of Box with three Drawers.
Lower Section comprises of three cabinets
with separate doors and lock on two side doors
B.P apparatus tray provided near headrest.
Safe working load of 170 kgs and patient
load bearing capacity of 135 kgs.
Pre-treated and epoxy powder coated

Examination table Series



Examination Couch with U-Cut (Range-Regular)



215. TM-ECU-R

Description :

Size: 1830 mm x 610 mm x 825 mm,
72 x 24 x 32.5 (L x W x H)
Mild steel tubular construction, machine pressed
double bend mild steel sheet
Two sections with fixed upholstered tops
Headrest adjusted on ratchet
Perineal recess and S.S. bowl at leg end
Pair of synthetic rubber padded stainless steel
lithotomy rods with rexine ankle straps
Legs fixed with rubber feet
Pre-treated and epoxy powder coated
Safe working load of 140 kgs and patient load
bearing capacity of 135 kgs.



superior and advanced technology



passion for technology

Medical Bed Series

301-MF-5FBE-P
302-MF-5FBE-D
303-MF-5FBE-R
304-MF-5FBM-P
305-MF-5FBM-D
306-MF-5FBM-R
307-MF-2FBE-P
308-MF-2FBE-D
309-MF-2FBE-R
310-MF-2FBM-P
311-MF-2FBM-D
312-MF-2FBM-R
313-MF-1FBE-P
314-MF-1FBE-D
315-MF-1FBE-R
316-MF-1FBM-P
317-MF-1FBM-D
318-MF-1FBM-R
319-MF-BBR
320-MF-PBP
321-MF-PBD
322-MF-PBR
323-MF-AB

Medical Trolley Series

324-MF-ERT-IMP
325-MF-ERTH
326-MF-ERTM
327-MF-PCTB
328-MF-PCT
329-MF-BSLP
330-MF-BSLD
331-MF-BSLR
332-MF-FTP
333-MF-FTD
334-MF-FTP-M
335-MF-FTD-M
336-MF-OBFT
337-MF-BC
338-MF-MIT.SS
339-MF-MIT
340-MF-ITBB.SS
341-MF-ITBB
342-MF-IT.SS
343-MF-IT
344-MF-CC.SS
345-MF-CC
346-MF-MT
347-MF-OT
348-MF-WCNF
349-MF-WCF
350-MF-WCC

Other Medical Nursing Series

351-MF-RS.SST
352-MF-RS-SS.SST
353-MF-RS.CT
354-MF-RS-SS.CT
355-MF-IVS.2.SS
356-MF-IVS.2
357-MF-IVS.2-PB
358-MF-IVS.4.SS
359-MF-IVS.4
360-MF-IVS.4-PB
361-MF-FSS.SS
362-MF-FSS
363-MF-FSD.SS
364-MF-FSD
365-MF-BSS.SS
366-MF-BSS
367-MF-BSD.SS
368-MF-BSD
369-MF-SLH.SS
370-MF-SLH
371-MF-PS
372-MF-PSF
373-MF-BSS.3
374-MF-BSS.4
375-MF-BDC

301-MF-5FBE-P

PUTEX^(R)

GOLDEN STAR SURGICAL INDUSTRIES

www.goldenstarsurgical.com



5 FUNCTION ICU BED -ELECTRIC
(Range-Premium)

Movements and Controls :

Backlift : Electric Control
Knee Rest Lifting : Electric Control
Trendlenburg : Electric Control
Reverse Trendlenburg : Electric Control
Up & Down Height Adjustment : Electric Control
Control Panel : Wired Remote Control

304-MF-5FBM-P



5 FUNCTION ICU BED -MECHANICAL
(Range-Premium)

Movements and Controls :

Backlift : Manual
Knee Rest Lifting : Manual
Trendlenburg : Manual
Reverse Trendlenburg : Manual
Up & Down Height Adjustment : Manual

Specifications:

Size :2100L X 900W X 500-700H mm.

Function : Five.

Head and Foot Pannels : ABS high quality moulded pannels.

Side Railing : Collapsible ABS four piece high quality moulded railing.

Top : Four Section.

Frame work : CRCA material.

Finish : Pre-treated Epoxy Powder-coated.




Castors : 125 mm dia (2 with brake 2 without brake).

All parts are made by tooling in order to ensure quality.

Stainless Steel Telescopic IV Drip pole with 2 hooks.

Drainage bag holder located on both side of the bed.

4 IV Pole mounting on both sides of the bed frame.



passion for technology

Medical Bed Series



302-MF-5FBE-D

PUTEX^(R)

GOLDEN STAR SURGICAL INDUSTRIES

www.goldenstarsurgical.com



5 FUNCTION ICU BED -ELECTRIC
(Range-Delux)

Movements and Controls :

Backlift : Electric Control
Knee Rest Lifting : Electric Control
Trendlenburg : Electric Control
Reverse Trendlenburg : Electric Control
Up & Down Height Adjustment : Electric Control
Control Pannel : Wired Remote Control

305-MF-5FBM-D



5 FUNCTION ICU BED -MECHANICAL
(Range-Delux)

Movements and Controls :

Backlift : Manual
Knee Rest Lifting : Manual
Trendlenburg : Manual
Reverse Trendlenburg : Manual
Up & Down Height Adjustment : Manual

Specifications:

Size :2100L X 900W X 500-700H mm.

Function : Five.

Head and Foot Pannels : ABS high quality moulded pannels.

Side Railing : Collapsible Aluminium Side railing.

Top : Four Section.

Frame work : CRCA material.

Finish : Pre-treated Epoxy Powder-coated.




Castors : 125 mm dia (2 with brake 2 without brake).

All parts are made by tooling in order to ensure quality.

Stainless Steel Telescopic IV Drip pole with 2 hooks.

Drainage bag holder located on both side of the bed.

4 IV Pole mounting on both sides of the bed frame.



303-MF-5FBE-R

PUTEX^(R)

GOLDEN STAR SURGICAL INDUSTRIES

www.goldenstarsurgical.com

306-MF-5FBM-R



5 FUNCTION ICU BED -ELECTRIC
(Range-Regular)

Movements and Controls :

Backlift : Electric Control
Knee Rest Lifting : Electric Control
Trendlenburg : Electric Control
Reverse Trendlenburg : Electric Control
Up & Down Height Adjustment : Electric Control
Control Panel : Wired Remote Control



5 FUNCTION ICU BED -MECHANICAL
(Range-Regular)

Movements and Controls :

Backlift : Manual
Knee Rest Lifting : Manual
Trendlenburg : Manual
Reverse Trendlenburg : Manual
Up & Down Height Adjustment : Manual

Specifications:

Size : 2100L X 900W X 500-700H mm.

Function : Five.

Head and Foot Pannels : S.S. Head/Foot laminated pannels.

Side Railing : Collapsible Aluminium Side railing.

Top : Four Section.

Frame work : CRCA material.

Finish : Pre-treated Epoxy Powder-coated.




Castors : 125 mm dia (2 with brake 2 without brake).

All parts are made by tooling in order to ensure quality.

Stainless Steel Telescopic IV Drip pole with 2 hooks.

Drainage bag holder located on both side of the bed.

4 IV Pole mounting on both sides of the bed frame.



passion for technology

307-MF-2FBE-P

PUTEX^(R)

GOLDEN STAR SURGICAL INDUSTRIES

www.goldenstarsurgical.com



2 FUNCTION BED -ELECTRIC
(Range-Premium)

Movements and Controls :

Backlift : Electric Control

Knee Rest Lifting : Electric Control

Control Pannel : Wired Remote Control

310-MF-2FBM-P



2 FUNCTION BED -MECHANICAL
(Range-Premium)

Movements and Controls :

Backlift : Manual

Knee Rest Lifting : Manual

Specifications:

Size :2100L X 900W X 600H mm.

Function : Two.

Head and Foot Pannels : ABS high quality moulded pannels.

Side Railing : Collapsible Aluminium Side railing.

Top : Four Section.

Frame work : CRCA material.

Finish : Pre-treated Epoxy Powder-coated.

Castors : 125 mm dia (2 with brake 2 without brake).

All parts are made by tooling in order to ensure quality.

Stainless Steel Telescopic IV Drip pole with 2 hooks.

Drainage bag holder located on both side of the bed.

4 IV Pole mounting on both sides of the bed frame.



PUTEX^(R)

GOLDEN STAR SURGICAL INDUSTRIES

www.goldenstarsurgical.com

passion for technology



308-MF-2FBE-D

PUTEX^(R)

GOLDEN STAR SURGICAL INDUSTRIES

www.goldenstarsurgical.com



2 FUNCTION BED -ELECTRIC
(Range-Delux)

Movements and Controls :

Backlift : Electric Control

Knee Rest Lifting : Electric Control

Control Pannel : Wired Remote Control

311-MF-2FBM-D



2 FUNCTION BED -MECHANICAL
(Range-Delux)

Movements and Controls :

Backlift : Manual

Knee Rest Lifting : Manual

Medical Bed Series

Specifications:

Size :2100L X 900W X 500-700H mm.

Function : Two.

Head and Foot Pannels : S.S. Head/Foot laminated pannels.

Side Railing : Collapsible Aluminium Side railing.

Top : Four Section.

Frame work : CRCA material.

Finish : Pre-treated Epoxy Powder-coated.

Castors : 125 mm dia (2 with brake 2 without brake).

All parts are made by tooling in order to ensure quality.

Stainless Steel Telescopic IV Drip pole with 2 hooks.

Drainage bag holder located on both side of the bed.

4 IV Pole mounting on both sides of the bed frame.



passion for technology

PUTEX^(R)

GOLDEN STAR SURGICAL INDUSTRIES

www.goldenstarsurgical.com

309-MF-2FBE-R

PUTEX^(R)

312-MF-2FBM-R

GOLDEN STAR SURGICAL INDUSTRIES

www.goldenstarsurgical.com



2 FUNCTION BED -ELECTRIC
(Range-Regular)

Movements and Controls :

Backlift : Electric Control

Knee Rest Lifting : Electric Control

Control Pannel : Wired Remote Control



2 FUNCTION BED -MECHANICAL
(Range-Regular)

Movements and Controls :

Backlift : Manual

Knee Rest Lifting : Manual

Specifications:

Size :2100L X 900W X 600H mm.

Function : Two.

Head and Foot Pannels :S.S. Head/Foot laminated pannels.

Top : Four Section.

Frame work : CRCA material.

Finish : Pre-treated Epoxy Powder-coated.

All parts are made by tooling in order to ensure quality.

Stainless Steel Telescopic IV Drip pole with 2 hooks.

Drainage bag holder located on both side of the bed.

4 IV Pole mounting on both sides of the bed frame.



PUTEX^(R)

GOLDEN STAR SURGICAL INDUSTRIES

www.goldenstarsurgical.com

passion for technology



313-MF-1FBE-P

PUTEX^(R)

GOLDEN STAR SURGICAL INDUSTRIES
www.goldenstarsurgical.com

316-MF-1FBM-P



1 FUNCTION BED -ELECTRIC
(Range-Premium)

Movements and Controls :

Backlift : Electric Control

Control Pannel : Wired Remote Control



1 FUNCTION BED -MECHANICAL
(Range-Premium)

Movements and Controls :

Backlift : Manual

Specifications:

Size :2100L X 900W X 600H mm.

Function : One.

Head and Foot Pannels :ABS high quality moulded pannels.

Side Railing : Collapsible Aluminium Side railing.

Top : Four Section.

Frame work : CRCA material.

Finish : Pre-treated Epoxy Powder-coated.

Castors : 125 mm dia (2 with brake 2 without brake).

All parts are made by tooling in order to ensure quality.

Stainless Steel Telescopic IV Drip pole with 2 hooks.

Drainage bag holder located on both side of the bed.

4 IV Pole mounting on both sides of the bed frame.



Medical Bed Series



passion for technology

PUTEX^(R)

GOLDEN STAR SURGICAL INDUSTRIES
www.goldenstarsurgical.com



314-MF-1FBE-D

PUTEX^(R)

GOLDEN STAR SURGICAL INDUSTRIES

www.goldenstarsurgical.com



1 FUNCTION BED -ELECTRIC
(Range-Delux)

Movements and Controls :

Backlift : Electric Control

Control Pannel : Wired Remote Control

317-MF-1FBM-D



1 FUNCTION BED -MECHANICAL
(Range-Delux)

Movements and Controls :

Backlift : Manual

Specifications:

Size :2100L X 900W X 600H mm.

Function : One.

Head and Foot Pannels :S.S. Head/Foot laminated pannels.

Top : Four Section.

Frame work : CRCA material.

Finish : Pre-treated Epoxy Powder-coated.

Castors : 125 mm dia (2 with brake 2 without brake).

All parts are made by tooling in order to ensure quality.

Stainless Steel Telescopic IV Drip pole with 2 hooks.

Drainage bag holder located on both side of the bed.

4 IV Pole mounting on both sides of the bed frame.



PUTEX^(R)

GOLDEN STAR SURGICAL INDUSTRIES

www.goldenstarsurgical.com



passion for technology



315-MF-1FBE-R

PUTEX^(R)

GOLDEN STAR SURGICAL INDUSTRIES

www.goldenstarsurgical.com



1 FUNCTION BED -ELECTRIC
(Range-Regular)

Movements and Controls :

Backlift : Electric Control

Control Pannel : Wired Remote Control

318-MF-1FBM-R



1 FUNCTION BED -MECHANICAL
(Range-Regular)

Movements and Controls :

Backlift : Manual

Specifications:

Size :2100L X 900W X 600H mm.

Function : One.

Head and Foot Pannels :S.S. Head/Foot laminated pannels.

Top : Four Section.

Frame work : CRCA material.


Finish : Pre-treated Epoxy Powder-coated.

All parts are made by tooling in order to ensure quality.

Stainless Steel Telescopic IV Drip pole with 2 hooks.

Drainage bag holder located on both side of the bed.

4 IV Pole mounting on both sides of the bed frame.



Medical Bed Series



passion for technology

PUTEX^(R)

GOLDEN STAR SURGICAL INDUSTRIES

www.goldenstarsurgical.com



319-MF-BBR



Bed With Inbuilt Backrest

Movements and Controls :

Backlift : Ratchet System (Manual)



Specifications:

Size : 2100L X 900W X 600H mm.

Function : One.

Head and Foot Pannels : M.S. Head/Foot pannels.

Top : Two Section.

Frame work : CRCA material.

Finish : Pre-treated Epoxy Powder-coated.

Mounted on Rubber Shoes.

All parts are made by tooling in order to ensure quality.

Stainless Steel Telescopic IV Drip pole with 2 hooks.

Drainage bag holder located on both side of the bed.

4 IV Pole mounting on both sides of the bed frame.

320-MF-PBP



Plain Bed (Range - Premium)

322-MF-PBR



Plain Bed (Range - Regular)

Specifications:

Size : 2100L X 900W X 600H mm.

Frame work : CRCA material.

Finish : Pre-treated Epoxy Powder-coated.

Mounted on Rubber Shoes.

Stainless Steel Telescopic IV Drip pole with 2 hooks.

Drainage bag holder located on both side of the bed.

4 IV Pole mounting on both sides of the bed frame.

321-MF-PBD



Plain Bed (Range - Delux)

323-MF-AB



Attendent Bed

PUTEX^(R)

GOLDEN STAR SURGICAL INDUSTRIES

www.goldenstarsurgical.com

passion for technology



324-MF-ERT-IMP



Specifications:

1. Size :1960L X 700W X 500-850H in mm.
2. ABS Collapsible side railing for safety.
3. Adjustable Height by Hydraulic Jack.
4. Trendelenburg / Rev. Trendelenburg.
5. 150 mm dia Castors (Central Locking)
6. Pre-treated & Epoxy Powder Coated.

Emergency & Recovery Trolley (Imported)



325-MF-ERTH



Specifications:

1. Size :2100L X 650w X 650-950H in mm.
2. S.S. Side Railing for safety.
3. Telescopic Saline Stand.
4. Oxygen Cylinder Cage.
5. X-Ray Permeable Top with tray for holding X-Ray.
6. Adjustable Height by Hydraulic Jack.
7. Trendelenburg / Rev. Trendelenburg.
8. 150 mm dia Castors (2 brake and 2 without brake)
9. Pre-treated & Epoxy Powder Coated.
10. Linkage system is based on bearing .

Emergency & Recovery Trolley (Hydraulic)



326-MF-ERTM



Specifications:

1. Size :2100L X 650w X 650-950H in mm.
2. ABS Collapsible side railing for safety.
3. Telescopic Saline Stand.
4. Oxygen Cylinder Cage.
5. X-Ray Permeable Top with tray for holding X-Ray.
6. Adjustable Height by Manual Screw Mechanism.
7. Trendelenburg / Rev. Trendelenburg.
8. 150 mm dia Castors (2 brake and 2 without brake)
9. Pre-treated & Epoxy Powder Coated.
10. Linkage system is based on bearing .

Emergency & Recovery Trolley (Manual)



passion for technology

PUTEX^(R)

GOLDEN STAR SURGICAL INDUSTRIES

www.goldenstarsurgical.com



327-MF-PCTB



Patient Carrying Trolley with Backrest

Specifications:

1. Overall Size : 2100L X 560W X 810H in mm.
2. Frame work of CRC Material.
- 3.2 Section foam padded top.
4. Backrest adjustable on ratchet system.
5. Removeable Stretcher top.
6. Mounted on 150 mm dia castors (2 with brake and 2 without brake)
7. Pre-treated and Epoxy Powder Coated.

328-MF-PCT



Patient Carrying Trolley

Specifications:

1. Overall Size : 2100L X 560W X 810H in mm.
2. Frame work of CRC Material.
3. Removeable Stretcher top.
4. Mounted on 150 mm dia castors (2 with brake and 2 without brake)
5. Pre-treated and Epoxy Powder Coated.

329-MF-BSLP



Bed Side Locker
(Range-Premium)

ABS Plastic made Locker
with a drawer and cupboard

330-MF-BSLD



Bed Side Locker
(Range-Delux)

Three Side covered shelf
Drawer and a cupboard.
S.S. Top fixed.
Mobile on 2 back castors.

331-MF-BSLR



Bed Side Locker
(Range-Regular)

Legs fitted on Rubber Shoes
Heavy Gauge CRC cupboard
Epoxy powder coated with S.S Top

PUTEX^(R)

GOLDEN STAR SURGICAL INDUSTRIES

www.goldenstarsurgical.com

passion for technology



332-MF-FTP



Food Trolley

(Range-Premium)

Specifications:

- 1.CRC framework epoxy powder coated.
- 2.Laminated wooden top 30" X 16"
- 3.Height adjustable manually by knob.
- 4.Top Tilts upto 45 degree.
- 5.Mobile on castors.



333-MF-FTD



Food Trolley

(Range-Delux)

Specifications:

- 1.CRC framework epoxy powder coated.
- 2.Laminated wooden top 30" X 16"
- 3.Height adjustable manually by knob.
- 4.Mobile on castors.



334-MF-FTP-M



Food Trolley

(Range-Premium)

Specifications:

- 1.CRC framework epoxy powder coated.
- 2.Laminated wooden top 30" X 16"
- 3.Height adjustable with handle.
- 4.Top Tilts upto 45 degree.
- 5.Mobile on castors.



335-MF-FTP-M



Food Trolley

(Range-Delux)

Specifications:

- 1.CRC framework epoxy powder coated.
- 2.Laminated wooden top 30" X 16"
- 3.Height adjustable with handle.
- 4.Mobile on castors.



passion for technology

PUTEX^(R)

GOLDEN STAR SURGICAL INDUSTRIES
www.goldenstarsurgical.com



Medical Trolley Series

336-MF-OBFT



Over Bed Food Trolley

Specifications:

1. Overall Size : 42" X 16" X 39"
2. Frame work of CRC Material.
3. Fixed Laminated Top (30" X 16")
4. Pre-treated and Epoxy Powder Coated.

337-MF-BC



Baby Cradle

Specifications:

1. Overall Size : 36" X 15" X 39"
2. Frame work of CRC Material.
3. Removeable Cradle.
4. Mounted on Rubber Shoe.
5. Pre-treated and Epoxy Powder Coated.

338-MF-MIT.SS



Mayo's Instrument Trolley Stainless Steel

Specifications:

1. Stainless Steel Frame Work.
2. Removeable Stainless Steel Tray.
3. Height Adjustable by knob.
4. Mobile on Castors.

339-MF-MIT



Mayo's Instrument Trolley

Specifications:

1. Epoxy Powder Coated Frame Work.
2. Removeable Stainless Steel Tray.
3. Height Adjustable by knob.
4. Mobile on Castors.

340-MF-ITBB.SS



Instrument Trolley With Bowl & Bucket (S.S.)

Specifications:

1. Size : 710 X 460 X 810 (in mm)
2. Stainless Steel Frame Work.
3. Two S.S. shelves.
4. Three side railing on top.
5. Removeable Bowl and Bucket.
6. Mobile on Castors.

341-MF-ITBB



Instrument Trolley With Bowl & Bucket

Specifications:

1. Size : 710 X 460 X 810 (in mm)
2. Epoxy Powder Coated Frame work.
3. Two S.S. shelves.
4. Three side railing on top.
5. Removeable Bowl and Bucket.
6. Mobile on Castors.

342-MF-IT.SS



Instrument Trolley (S.S.)

Specifications:

1. Stainless Steel Frame Work.
2. Two S.S. shelves .
3. With three side railing on top.
4. Mobile on Castors.

Size Availability:
1. 600 X 460 X 810 (In mm)
2. 760 X 460 X 810 (In mm)
3. 900 X 600 X 810 (In mm)

341-MF-IT



Instrument Trolley

Specifications:

1. Epoxy Powder Coated Frame Work.
2. Two S.S. shelves .
3. With three side railing on top.
4. Mobile on Castors.

Size Availability:
1. 600 X 460 X 810 (In mm)
2. 760 X 460 X 810 (In mm)
3. 900 X 600 X 810 (In mm)

PUTEX^(R)

GOLDEN STAR SURGICAL INDUSTRIES
www.goldenstarsurgical.com

passion for technology

344-MF-CC-SS



Specifications:

1. Stainless Steel Frame work .
 2. Three S.S. Shelves
 3. Lockable Six Modular drawers.
 4. Saline Rod with 2 hooks.
 5. Oxygen Cyclinder Cage.
 6. Six removeable bins.
 7. S.S railing on center and middle top.
 8. Mobile on castors.
- (2 with brake and 2 without brake)

Crash Cart (Stainless Steel)

345-MF-CC



Specifications:

1. Epoxy powder coated frame work .
 2. Three S.S. Shelves
 3. Lockable Six Modular drawers.
 4. Saline Rod with 2 hooks.
 5. Oxygen Cyclinder Cage.
 6. Six removeable bins.
 7. S.S railing on center and middle top.
 8. Mobile on castors.
- (2 with brake and 2 without brake)

Crash Cart

346-MF-MT



Specifications:

1. Epoxy Powder Coated Frame work .
 2. With 5 shelves and 1 drawer.
 3. Stainless Steel Handle.
 4. Saline Rod with 2 hooks.
 5. Oxygen Cyclinder Cage.
 6. Pannel of 5 switches on other end.
 7. S.S railing on center and middle top.
 8. Mobile on castors.
- (2 with brake and 2 without brake)

Monitor Trolley

347-MF-OT



Specifications:

1. Epoxy Powder Coated Frame work .
2. With 5 mm sheet base.
3. 100 mm dia rubber wheels.

Oxygen Trolley

348-MF-WCNF



Wheel Chair Non-Folding

349-MF-WCF



Wheel Chair Folding

350-MF-WCC



Wheel Chair Commode



passion for technology

PUTEX^(R)

GOLDEN STAR SURGICAL INDUSTRIES

www.goldenstarsurgical.com

351-MF-RS.SST



Specifications:

- 1.CRC Tubular frame work.
- 2.Fitted with S.S. Top
- 3.Mounted on Rubber shoes.
4. Mechanism on Lead Screw.
- 5.Pre-treated Epoxy Powder Coated.

Available in S.S. frame work
(352-MF-RS-SS.SST)

353-MF-RS.CT



Specifications:

- 1.CRC Tubular frame work.
- 2.Fitted with Cushioned Top.
- 3.Mounted on Rubber shoes.
4. Mechanism on Lead Screw.
- 5.Pre-treated Epoxy Powder Coated.

Available in S.S. frame work
(354-MF-RS-SS.CT)

Revolving Stool with Stainless Steel Top

Revolving Stool with Cushioned Top

355-MF-IVS.2.SS



Specifications:

- 1.Heavy Tubular frame work.
- 2.Mobile on castors.
- 3.Height adjustable with knob.
- 4.Complete Stainless Steel.
- 5.Stainless Steel Rod with 2 hook

(4 hook rod optional)
358-MF-IVS.4.SS

356-MF-IVS.2



Specifications:

- 1.Heavy Tubular frame work.
- 2.Mobile on castors.
- 3.Height adjustable with knob
- 4.Epoxy powder coated
- 5.Stainless Steel Rod with 2 hooks.

(4 hook rod optional)
359-MF-IVS.4

357-MF-IVS.2-PB



Specifications:

- 1.Plastic base with SS Tubular frame.
- 2.Mobile on castors.
- 3.Height adjustable with knob
- 4.Stainless Steel Rod with 2 hooks.

(4 hook rod optional)
360-MF-IVS.4-PB

Saline Stane with
2 hooks (Stainless Steel)

Saline Stane
with 2 hooks

Saline Stane with
2 hooks (Plastic Base)

361-MF-FSS.SS

Specifications:

- 1.Stainless Steel frame work.
- 2.Anti slippery Rubber mat.
- 3.Mounted on Rubber shoes.



Foot Step Single
(Stainless Steel)

362-MF-FSS

Specifications:

- 1.Epoxy Powder Coated frame work.
- 2.Anti slippery Rubber mat.
- 3.Mounted on Rubber shoes.

363-MF-FSD.SS

Specifications:

- 1.Stainless Steel frame work.
- 2.Anti slippery Rubber mat.
- 3.Mounted on Rubber shoes.



Foot Step Double
(Stainless Steel)

364-MF-FSD

Specifications:

- 1.Epoxy Powder Coated frame work.
- 2.Anti slippery Rubber mat.
- 3.Mounted on Rubber shoes.

365-MF-BSS.SS

Specifications:

- 1.Stainless Steel frame work.
- 2.Removeable S.S. basin.
- 3.Mobile on castors.



366-MF-BSS

Specifications:

- 1.Epoxy powder coated frame work.
- 2.Removeable S.S. basin.
- 3.Mobile on castors.

367-MF-BSD.SS

Specifications:

- 1.Stainless Steel frame work.
- 2.Removeable TWO S.S. basin.
- 3.Mobile on castors.



368-MF-BSD

Specifications:

- 1.Epoxy powder coated frame work.
- 2.Removeable S.S. basin.
- 3.Mobile on castors.

PUTEX^(R)

GOLDEN STAR SURGICAL INDUSTRIES
www.goldenstarsurgical.com

passion for technology

369-MF-SLH.SS

Specifications:

1. Stainless Steel Frame Work.
2. Removeable Canvas kit.
3. Available in different colors.
4. Mobile on castors.



Soiled Linen Hamper

370-MF-SLH

Specifications:

1. Epoxy Powder Coated Frame Work
2. High density cushion fixed.
3. Available in different colors.
4. Mounted on Rubber shoes.



Patient Stool

372-MF-PSF

Portable Stretcher Folding



Specifications:

1. Epoxy Powder Coated Frame Work.
2. Dual Belts for patient safety.
3. Easy to carry.
4. Foldable.

373-MF-BSS.3



Bed SideScreen 3 Folding

Specifications:

1. Epoxy Powder Coated Frame Work.
2. Size 1650H X 2400L mm
3. High Quality fabric used for curtains
4. Removeable curtains for washing.
5. Mobile on castors.

374-MF-BSS.4



Bed SideScreen 4 Folding

375-MF-BDC



Specifications:

1. Size: 1650 mm (curve length) X 560 mm.
2. Back Section lift : 0-70°
3. Arm board swing out : 0-45°
4. Arm board height adjustment : 100 mm.
5. Leg section turn : 0-60°
(leg section and seat section work as on unit)
6. Arm board dimension : 450 X 160 mm



Blood Donation Chair

passion for technology

PUTEX^(R)

GOLDEN STAR SURGICAL INDUSTRIES

www.goldenstarsurgical.com

211. TM-EC-P

Examination Couch (Range-Premium)



Description

Upholstered Top in Two Pieces
Headrest Adjustable on Gas Spring
Upper Section Of Box with Three Drawers.
Lower Section Comprises Of Three
Cabinets with Separate Doors
Pretreated and Powder Coated



212. TM-EC-D

Examination Couch (Range-Delux)



Description

Drawer & Cupboard on Both side of table
Pretreated and Powder Coated
Size 72" X 22" X 32" H



213. TM-EC-R

Examination Couch (Range-Regular)



Description

With M.S Sheet Top
Leather Foam Mattress
Size 72" X 22" X 32" H

PUTEX^(R)

GOLDEN STAR SURGICAL INDUSTRIES

www.goldenstarsurgical.com



Examination Couch with U-Cut (Range-Premium)



Description :

Size: 1890 mm x 560 mm x 840 mm,
72 x 22 x 33 (L x W x H)
Single Section upholstered top, with "U" Cut.
Pair of synthetic rubber padded S.S lithotomy
rods with rexine ankle straps.
M.S Power coated drawers and cabinet doors.
Upper Section of Box with three Drawers.
Lower Section comprises of three cabinets
with separate doors and lock on two side doors
B.P apparatus tray provided near headrest.
Safe working load of 170 kgs and patient
load bearing capacity of 135 kgs.
Pre-treated and epoxy powder coated



Examination Couch with U-Cut (Range-Regular)



Description :

Size: 1830 mm x 610 mm x 825 mm,
72 x 24 x 32.5 (L x W x H)
Mild steel tubular construction, machine pressed
double bend mild steel sheet
Two sections with fixed upholstered tops
Headrest adjusted on ratchet
Perineal recess and S.S. bowl at leg end
Pair of synthetic rubber padded stainless steel
lithotomy rods with rexine ankle straps
Legs fixed with rubber feet
Pre-treated and epoxy powder coated
Safe working load of 140 kgs and patient load
bearing capacity of 135 kgs.

